






# Fire Safety Information



## Prevention

- Prevention is better than cure! Make sure you have a working smoke alarm. Test it weekly and consider changing it if its over 10 years old and change the battery every year if it is that type of alarm. Clean it out with a Hoover every six months. 
- If you have hearing difficulty, you can get a smoke alarm which uses a strobe light and vibrating pads. Alternatively consider linking the alarm systems, which can alert you of any danger.
- Make sure you have easy access to any mobility aids you may need, such as a walking stick. 
- Close all doors especially last thing at night before you go to bed. A closed door will give you time to escape from a fire and will also stop the fire from spreading.
- Have a Fire Plan. Make sure you have a plan of action so that you and everyone in your household knows what to do in a fire. Discuss alternative escape routes and know what to do if you get trapped.
- Be particularly careful in your kitchen. Most fires in Norfolk start in the kitchen. Keep your cooker and grill pans clear of fat. Switch off and unplug as many electrical items last thing at night as you can. 
- Do not use heating devices which are supplied with a Butane or Propane cylinder. Remember Butane and Propane cylinders and aerosols are a potential bomb in a fire situation.
- For more information on Fire Safety in the home visit [www.norfolkfireservice.co.uk](http://www.norfolkfireservice.co.uk)



Know the risks, be informed, get prepared!

[www.norfolkprepared.gov.uk](http://www.norfolkprepared.gov.uk)



[/NorfolkPrepared](https://twitter.com/NorfolkPrepared)





# Fire Safety Information




## During

- If you have a fire in your home get out, stay out, and call the Fire Service out.
- If you can't get out, stay in one room, phone the Fire Service and get ready to tell them what room you are in.
- In an emergency try to use a torch instead of a candle. Never leave a candle unattended—always blow it out if you leave the room.



## Top tips

- Don't smoke in bed. It's too easy to fall asleep and set your bedding on fire.
- Always use proper ashtrays. "Put it out – Right Out".
- Keep things such as matches and lighters out of children's reach.
- Don't leave electric blankets folded. Store them flat or rolled up to protect the internal wiring.
- Only leave a blanket switched on all night if it has thermostatic controls for safe all night use. Otherwise ,unplug it before you get into bed.
- Use plugs safely. 1 plug in each socket is best—if you put too many plugs in 1 socket this could potentially cause a fire.
- Don't put smoke alarms in or near kitchen or bathrooms where smoke or steam can set them off by accident. Put them in the landing, if you have more than 2 floors then put one on each.
- If you are or you know someone who is over 60, or have mobility difficulties please contact Norfolk Fire and Rescue Service at [www.norfolkfireservice.gov.uk](http://www.norfolkfireservice.gov.uk) and you are likely to qualify for a free Safety Check of your to ensure you and your loved ones are safe from fire.



Know the risks, be informed, get prepared!

[www.norfolkprepared.gov.uk](http://www.norfolkprepared.gov.uk)



/NorfolkPrepared

